



# **GCC HEALTH CARE PERFORMANCE DASHBOARD**

# GCC Health Care Performance Dashboard

Hospital Name

All

Country

All

City

All



Total Revenue

\$92.5K



Total Profit

\$45.7K



Net Profit Margin

49.4%



Total Staff

1.0M



Avg Wait Time

15 Minutes

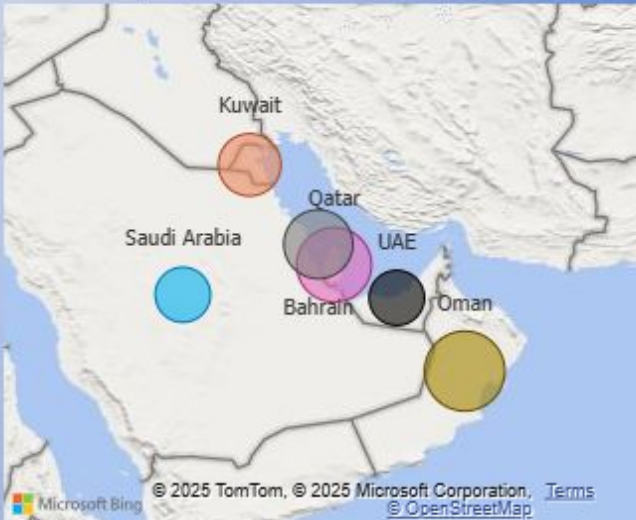


Revenue & Profit Distribution by City


Total Revenue (USD) Total Profit (USD)



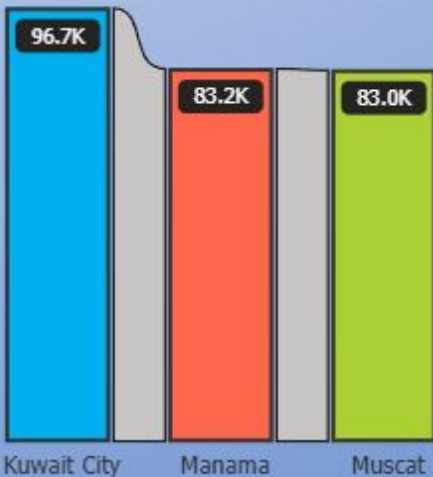
Hospital Performance in Countries



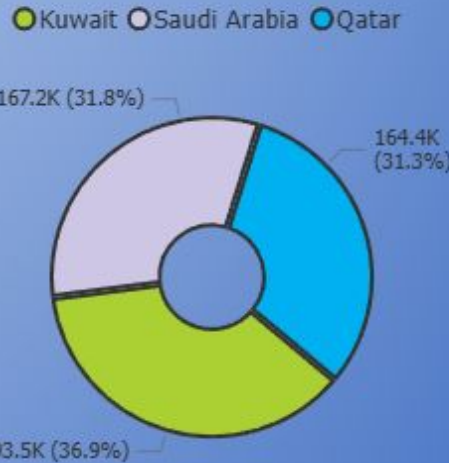
Top 5 Revenue Per Bed by Hospitals



Top 3 Bed Hubs



Top 3 Staff Hubs



# Dashboard 1: Summary

---

**Dashboard Summary** – This dashboard provides a holistic view of healthcare performance across GCC countries, tracking hospital revenues, profitability, staffing, and operational efficiency. It enables stakeholders to assess financial outcomes and resource utilization by city and hospital.

## **Key Metrics Displayed:**

**Total Revenue: \$92.5K** – Strong revenue generation across hospitals in the GCC.

**Total Profit: \$45.7K** – Almost half of revenue is retained as profit.

**Net Profit Margin: 49.4%** – High efficiency in cost control and profitability.

**Total Staff: 1.0M** – A large and distributed workforce across hospitals.

**Average Wait Time: 15 minutes** – Patient flow is well managed with minimal delays.

## **Filters Available:**

- Interactive slicers for Hospital Name, Country and City to allow tailored analysis.

## **Drill-Through Analysis**

- A detailed drill-through table has been added to this dashboard to provide insights, supporting deeper analysis.

# Dashboard 1: Core Visual Insights

---

## Revenue & Profit Insights (by City):

- Top Revenue City: Kuwait City – \$19.0K revenue, \$9.0K profit
- Other High Performers: Muscat – \$14.8K revenue, \$7.1K profit, Doha – \$14.7K revenue, \$7.2K profit, Manama – \$14.5K revenue, \$7.1K profit
- Lower Revenue Cities: Sharjah, Jeddah, Abu Dhabi, Dubai, Riyadh (–\$4–6K revenue, \$2–3K profit each)

## Hospital Performance:

- Revenue per Bed (Top Hospital): Med Life Hospital – \$0.20 per bed
- Other strong performers: Care Life, Care Plus, Al Plus, Med Noor Hospitals (–\$0.19 each)
- Lowest Performer: Al Life Hospital – \$0.16 per bed

## Top Hubs:

- Bed Hubs (Top 3 Cities):
- Kuwait City – 96.7K beds
- Manama – 83.2K beds
- Muscat – 83.0K beds

## Staff Hubs (Top 3 Countries):

- Kuwait – 193.5K staff (36.9%)
- Saudi Arabia – 167.2K staff (31.8%)
- Qatar – 164.4K staff (31.3%)



Thank  
you!!!  
...

